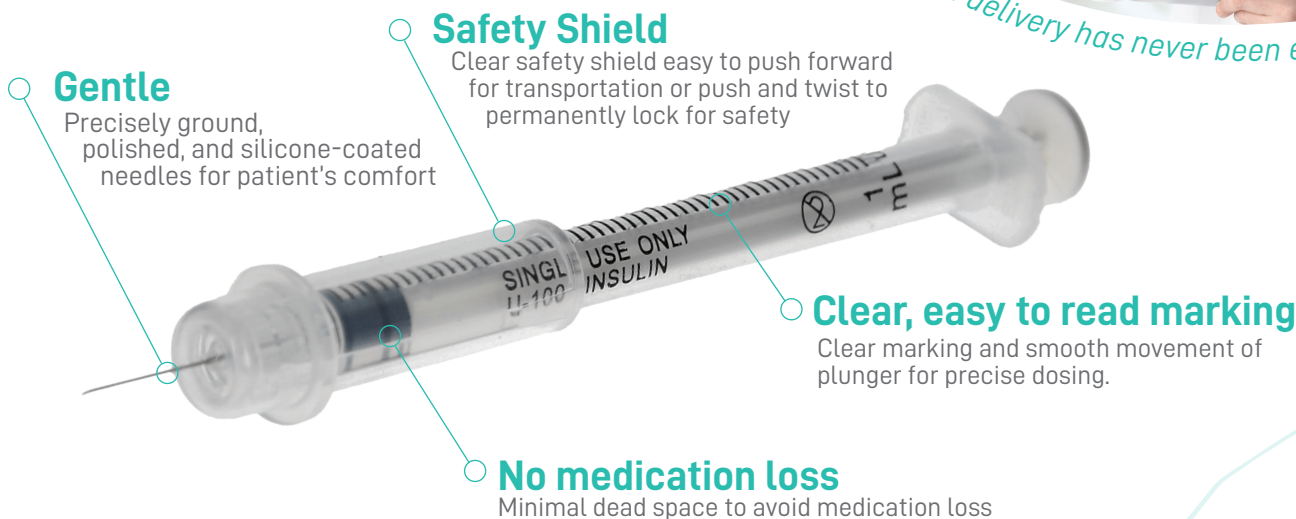


# ONE-CARE<sup>®</sup>

## INSULIN & TB SAFETY SYRINGES



*Insulin and Tuberculin delivery has never been easier...*



### Gentle

Precisely ground, polished, and silicone-coated needles for patient's comfort

### Safety Shield

Clear safety shield easy to push forward for transportation or push and twist to permanently lock for safety

### Clear, easy to read marking

Clear marking and smooth movement of plunger for precise dosing.

### No medication loss

Minimal dead space to avoid medication loss

## SAFE

- Reliable shielding mechanism for both transportation position and permanent lock
- ETO-Sterilized and protected with color-coded cover and blister pack
- Covering of needle can be done with only one hand by pushing the shield forward towards needle tip to reduce risk of sharps injuries

## SIMPLE

- Easy to use, intuitive operation as per industry standard
- Safety mechanism engagement indicator via "Click" sound once the shield is pushed forward and turned either direction
- Easy to read marking for precise dosing

## GENTLE

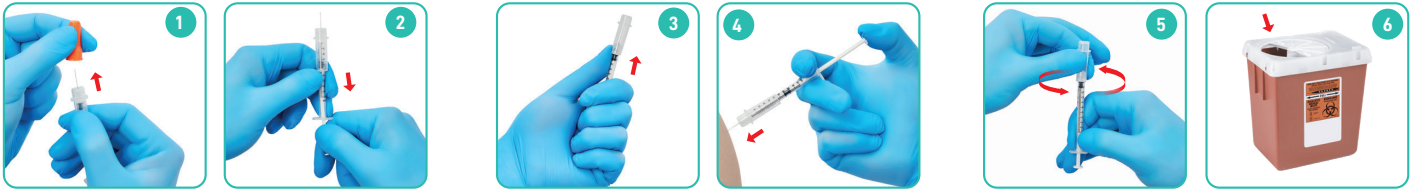
- Precisely ground, electro-polished, silicone-coated, ultra-thin needles on the end of patients comfort
- Smooth and easy movement of plunger for gentle injection

## CONVENIENT

- Minimal dead space to reduce medication loss
- Smart design with temporary needle shielding for transportation and permanent lock after drug delivery to prevent sharps injury and reuse
- Easy to recognize color-coded product versions address a variety of dose requirements

# INSTRUCTIONS FOR USE

■ Intuitive handling with simple steps. Insulin delivery has never been easier...



## Remove cover and Draw Up medication

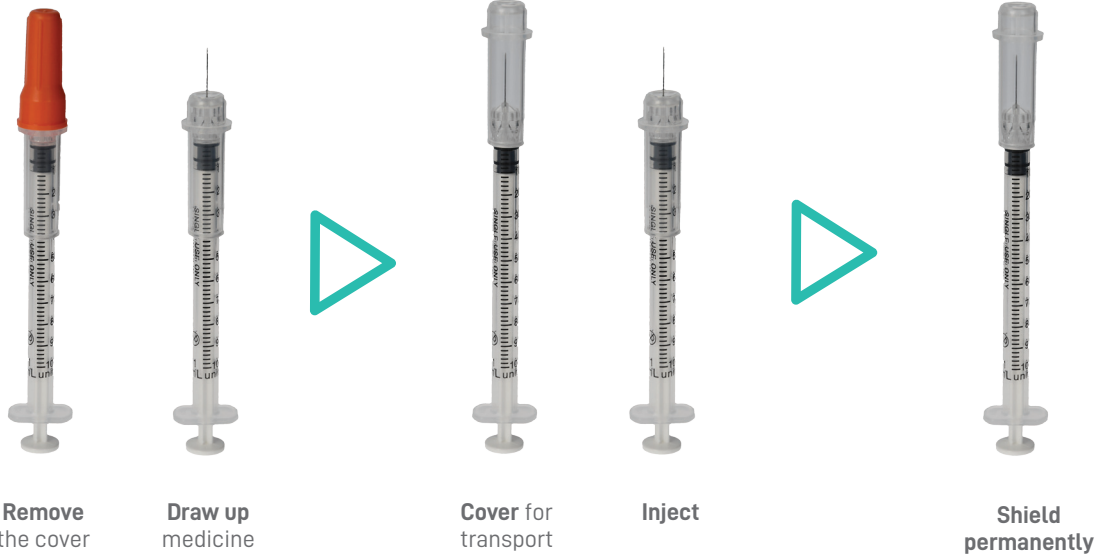
- **Remove** from the blister pack, then take off the color-coded protective cap
- **Draw up** the medication following the established protocol

## Shield for transport and inject

- Slide the safety **shield** over the needle and transport to the injection site
- Before the injection, pull the safety **shield** back uncovering the needle
- Inject the medication

## Lock and Dispose

- When finished, slide the safety shield over the needle until you hear a click and twist the shield (another click) **locking** the needle permanently inside
- Discard the used syringe into a sharps container



# PRODUCT SELECTION CHART

Available in different versions for the right fit for every patient and dose requirement.

	CODE	SIZE	NEEDLE (DIAMETER x LENGTH)	PACKAGING
INSULIN SAFETY SYRINGES	2101	1 mL	29G x 1/2"   0.3mm x 12.7mm	100 pcs / bx 10 bx (1,000 pcs) / cs
	2102	0.5 mL	29G x 1/2"   0.3mm x 12.7mm	100 pcs / bx 10 bx (1,000 pcs) / cs
TUBERCULIN SAFETY SYRINGES	2107	1 mL	28G x 1/2"   0.36mm x 12.7mm	100 pcs / bx 10 bx (1,000 pcs) / cs
	2108	1 mL	27G x 1/2"   0.40mm x 12.7mm	100 pcs / bx 10 bx (1,000 pcs) / cs
	2109	1 mL	25G x 5/8"   0.50mm x 16.0mm	100 pcs / bx 10 bx (1,000 pcs) / cs

[WWW.ONE-CARE.COM](http://WWW.ONE-CARE.COM)

